

SAP FI Tips

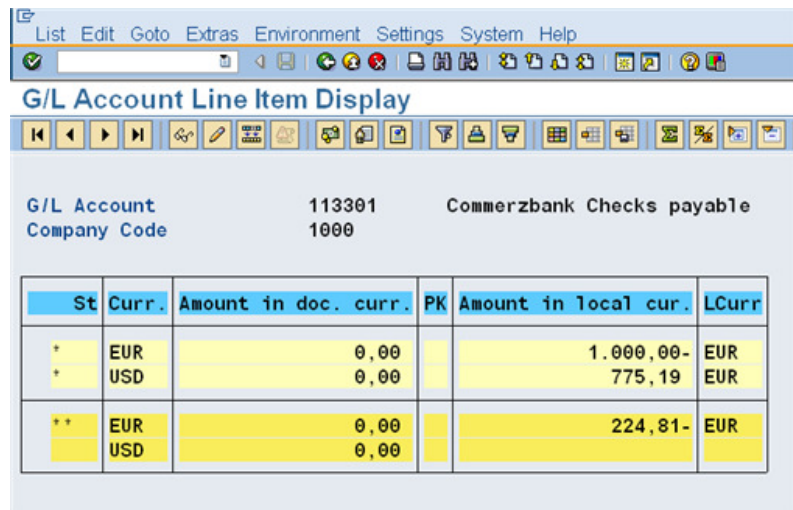
BY: YUVAL NIR, TLR TECH, FINANCIAL SYSTEMS EXPERTS

How to zero out an account balance in local currency ?

On occasion you may run into a situation where an account has a balance in local currency but not in foreign currency. This may happen for numerous reasons such as problems with the revaluation process, leftovers from a data conversion or some other issue.

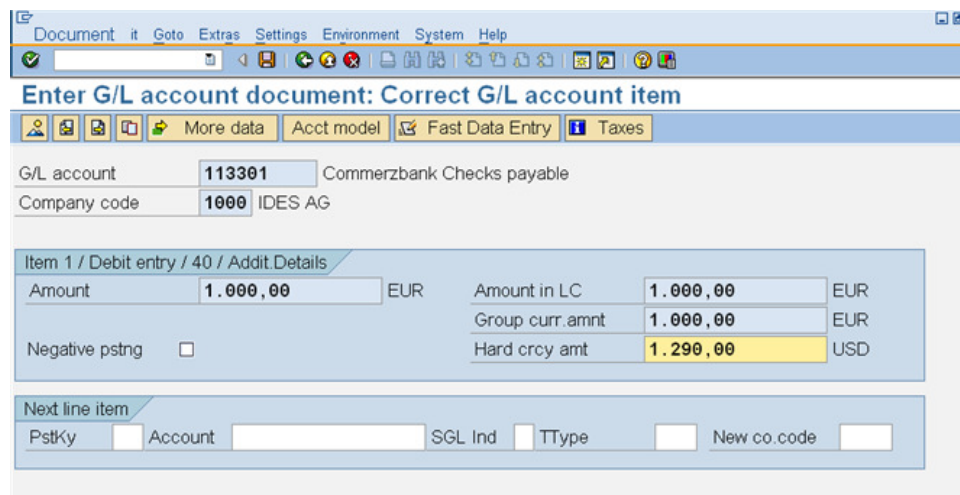
See Figure 1 for an example of such an account summarized by document currency. The local currency of the company code is EUR and we have balances in local currency of USD and EUR but the balance in document currency is zero

If you try to enter a transaction using FB01, if the transaction currency equals the local currency (EUR), you will not have an option to enter the local currency value. SAP will default the value entered in the amount field into the amount in local currency, see Figure 2. If the transaction currency is different than the local currency for example USD, SAP will not allow you to enter a zero value in the document currency field.



St	Curr.	Amount in doc. curr.	PK	Amount in local cur.	LCurr
*	EUR	0,00		1.000,00-	EUR
*	USD	0,00		775,19	EUR
**	EUR	0,00		224,81-	EUR
	USD	0,00			

Figure 1 Account line item display (FBL3N)



Document it Goto Extras Settings Environment System Help

Enter G/L account document: Correct G/L account item

More data Acct model Fast Data Entry Taxes

G/L account 113301 Commerzbank Checks payable
Company code 1000 IDES AG

Item 1 / Debit entry / 40 / Addit.Details

Amount	1.000,00	EUR	Amount in LC	1.000,00	EUR
Negative pstng	<input type="checkbox"/>		Group curr. amnt	1.000,00	EUR
			Hard crcy amt	1.290,00	USD

Next line item

PstKy Account SGL Ind TType New co.code

Figure 2 Journal entry in local currency

SAP FI TIPS

*Using tcode
FBB1 allows
you to enter an
amount of zero
in the different
currency
amount fields*

The solution to this is to use transaction code FBB1. This transaction code is the same one that is used by the revaluation program to enter transactions with a zero value in the amount field of a financial transaction. See Figure 3 for an example of using this transaction. In this case I have entered a zero value in the amount field and 775.19 in the amount in local currency field. Note that if you manage additional currencies such as group currency you need to handle them as well.

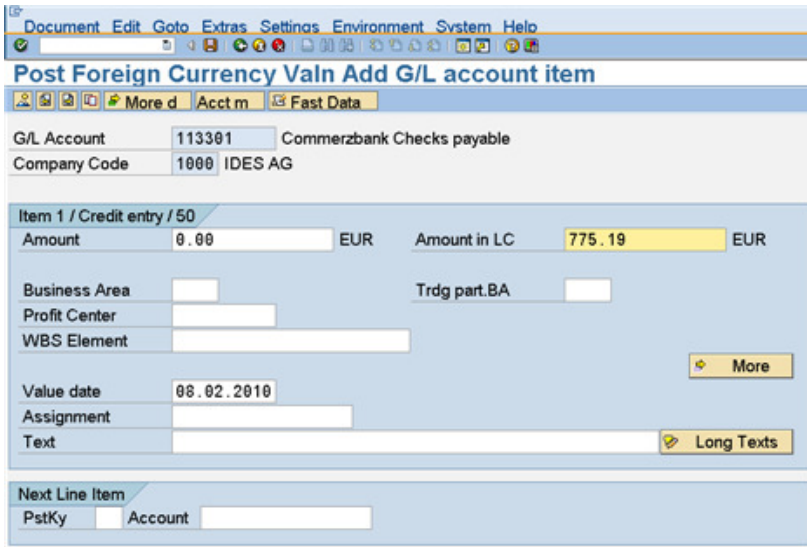


Figure 3 Transaction entered using FBB1

If you now take a look at Figure 4, the GL account detail (FBL3N) you will see that the amount in local currency for currency USD is zero.

Of course, as always you should check this in your test environment to understand the impact on your account balance and the revaluation program.

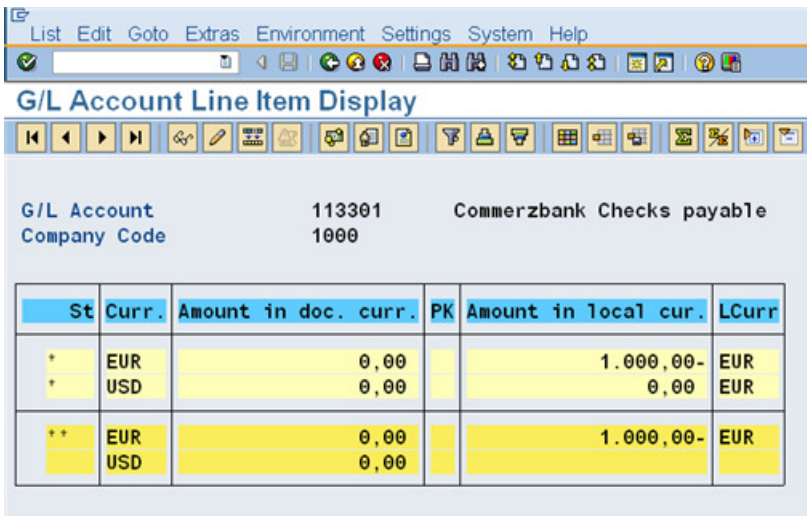


Figure 4 Account line item display (FBL3N) after journal entry

Yuval Nir
TLR Tech Ltd.
+972-54-800-8641
yuval.nir@tlr1.com
www.thelogicalroute.com

©2010 TLR Tech