

# SAP FI Tips

BY: YUVAL NIR, TLR TECH, FINANCIAL SYSTEMS EXPERTS

## Maintaining an IBAN

In this article I will discuss how to maintain an IBAN (International Bank Account Number) in table TIBAN. If you work with vendor bank accounts in Europe you know that the IBAN is used as the primary bank account identifier in most European countries. The IBAN is composed of a two digit country code, two check digits and then the basic bank account number. See Figure 1, for an example of an IBAN for a German bank. When you delete an IBAN that is assigned to the bank account it is not deleted from the TIBAN table. This may cause problems since when you maintain the same bank information in the vendor SAP will bring up this IBAN which is associated with the vendor which may not be what you require, it may also cause problems in bank statement import. In the past you needed to use SM30 with view V\_TIBAN to delete the IBAN. An alternative is transaction FIBAN which can now be used to maintain the IBAN data. See Figure 2.

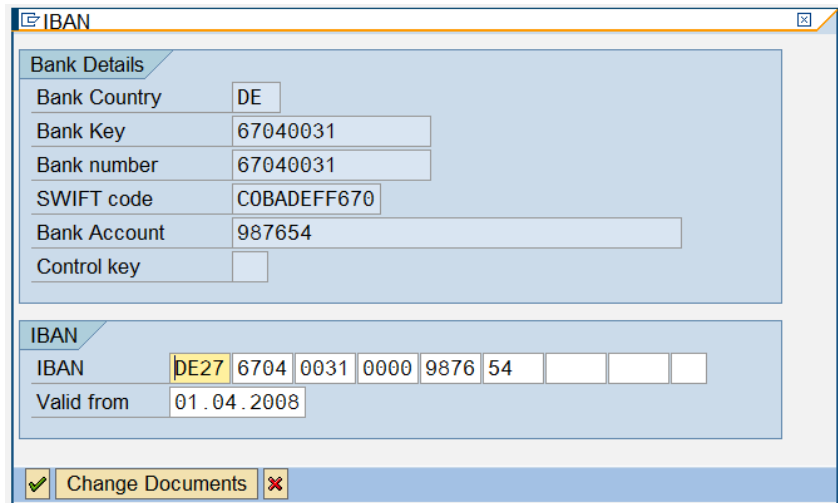


Figure 1 Vendor IBAN

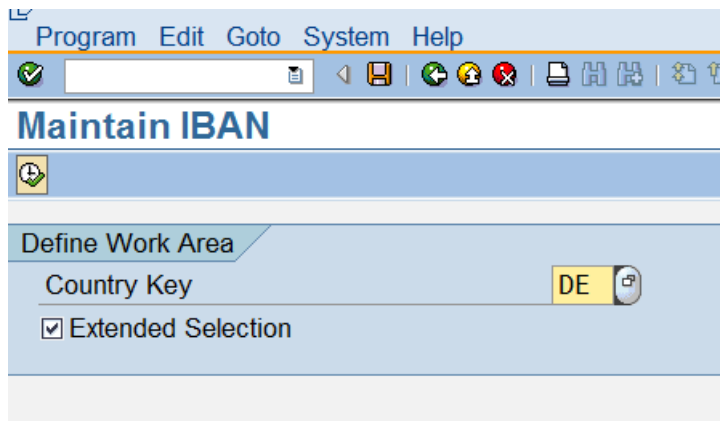
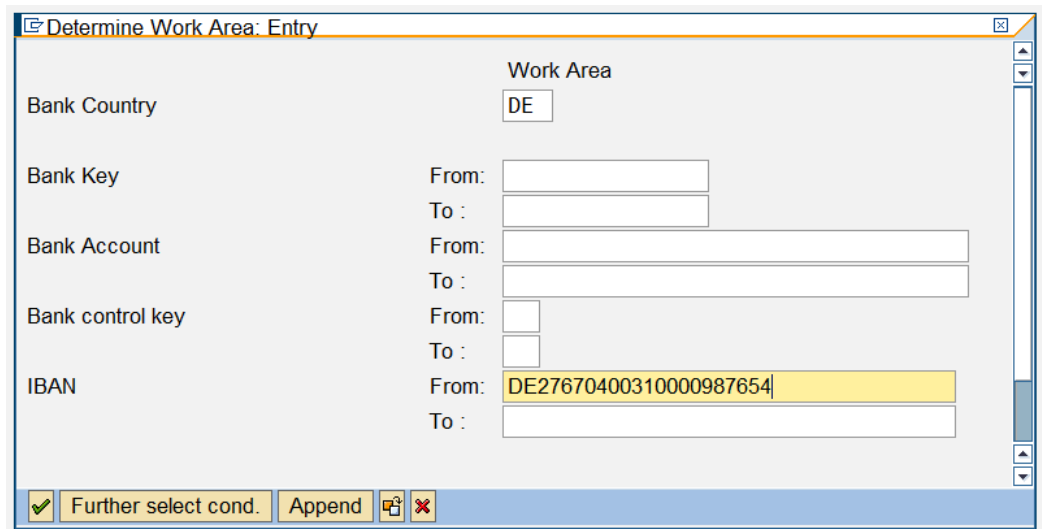


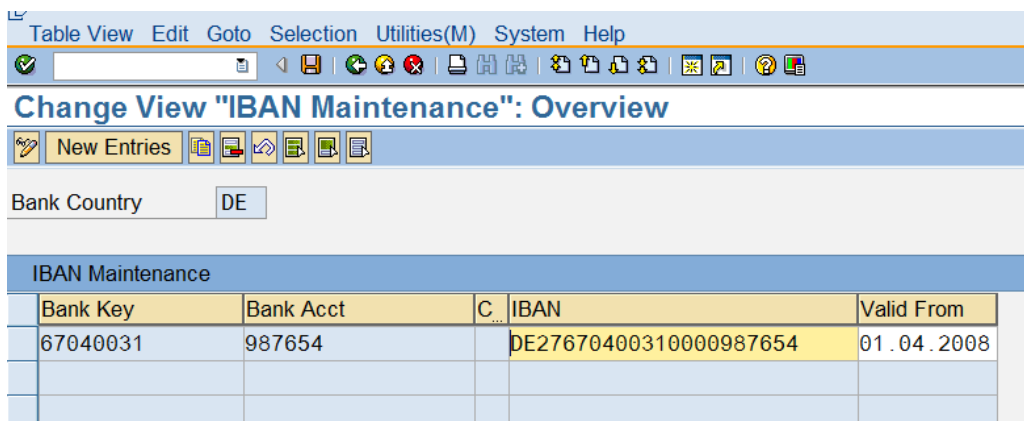
Figure 2 Using Transaction FIBAN

I checked extended selection and am presented with the selection screen in Figure 3 in which I entered the IBAN I want to maintain.

*Using FIBAN to  
maintain the  
IBAN in table  
TIBAN*



**Figure 3** IBAN selection screen



**Figure 4** Maintenance screen for IBAN

After pressing enter I can maintain or delete the IBAN, as seen in Figure 4.