

SAP FI Tips

BY: YUVAL NIR, TLR TECH, FINANCIAL SYSTEMS EXPERTS

Posting to an Asset Reconciliation Account

In this article I will introduce transaction code, ABF1, which allows posting directly to an asset reconciliation account. This may be required when there is a difference between the value in the asset sub-ledger and the balance in the related general ledger account. This can occur due to many reasons such as incorrect reconciliation after 'go live' or a program error for example . As you may know, you cannot post directly to an asset reconciliation account, see error message in Figure 1. You can use transaction OAMK to change the status of the account, but only if the company code is not in active status; you also run the risk of someone else inadvertently posting to the asset reconciliation account when it is open for posting.

SAP provides transaction ABF1 which allows you to post directly to the asset reconciliation account without specifying an asset number as you would need to in FB01. In Figure 2 you can see how this posting is carried out.



Figure 1 Error when posting to reconciliation account

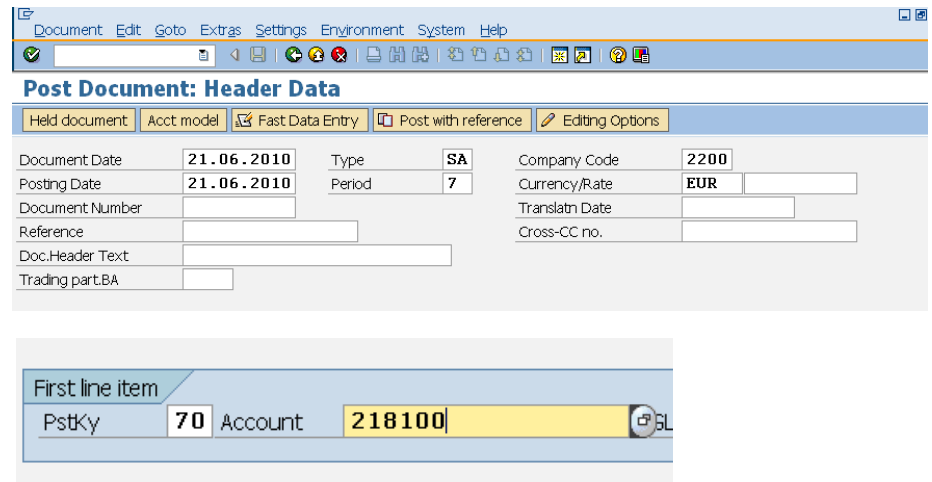


Figure 2 Using Transaction ABF1

Using ABF1 to
post to an
asset
reconciliation
account

Note that I am using posting 'Key 70' to debit the reconciliation account 218100. For crediting the account use 75. Pressing enter will send you to the next screen in which the asset number field is filled with an asterisk, see Figure 3. Pay attention that if you manage multiple currencies you need to post the correct amount in the different currencies. The posted document can be seen in Figure 4.

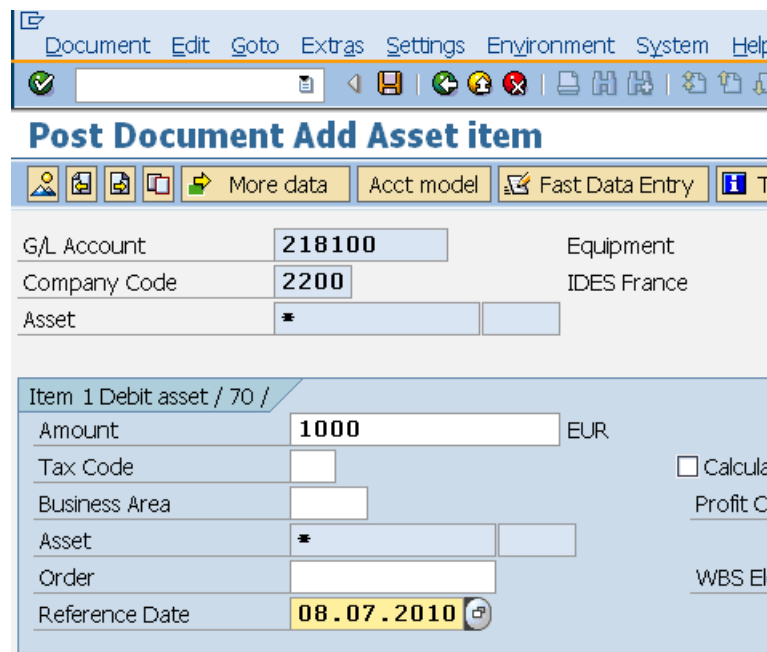


Figure 3 Asset Number Displayed as “*”

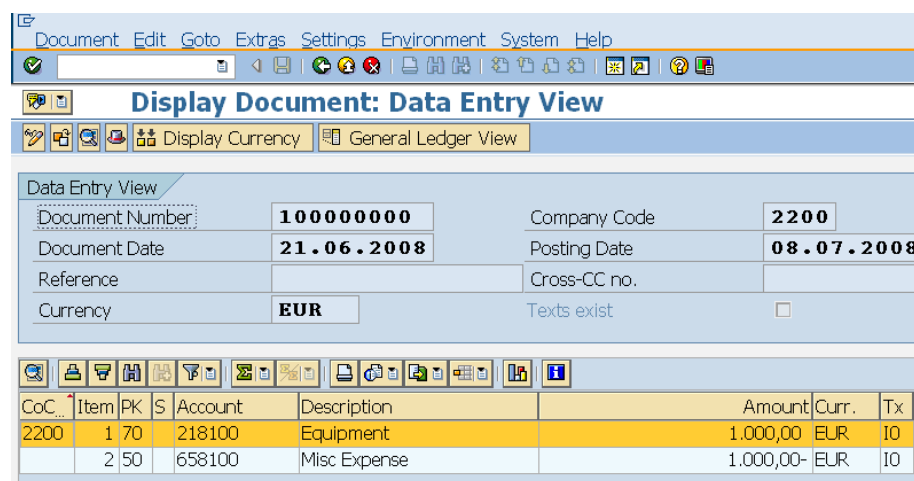


Figure 4 Document after posting

To summarize, you need to be especially careful when using this transaction since it impacts the reconciliation between the asset sub-ledger and the general ledger. Make sure to reconcile the two after making any such posting.

Yuval Nir
TLR Tech Ltd.
+972-54-800-8641
yuval.nir@tlr1.com
www.thelogicalroute.com

©2010 TLR Tech